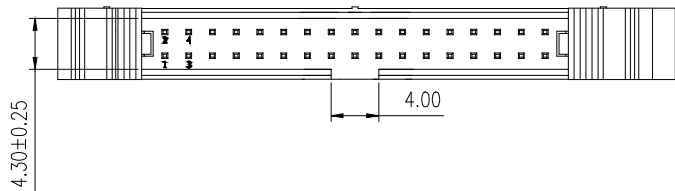


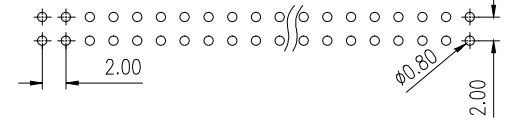
1 2 3 4 5 6 7

A

A



Recommended P.C.B Layout(Top Side)  
(PCB BOARD TOLERANCE±0.05)



**NOTES:**

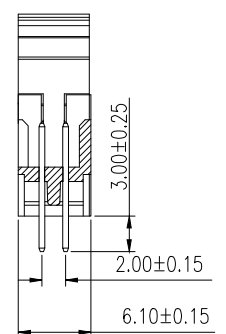
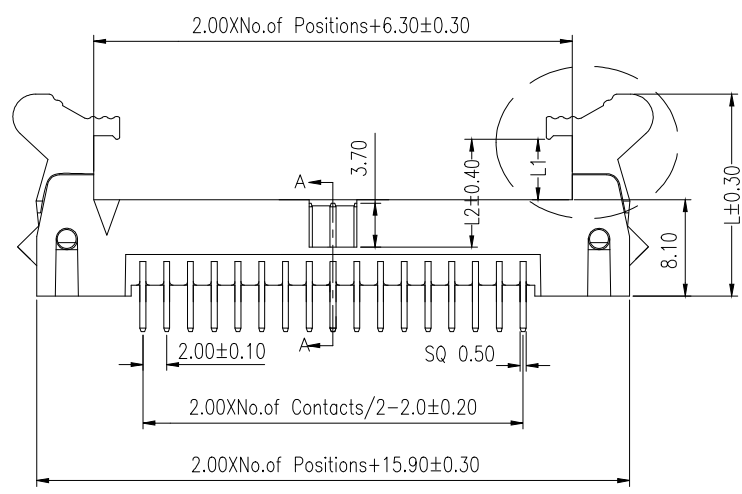
**Material**  
**Contact Material:**Brass  
**Contact Plating:**Gold Flash over the Ni  
**Insulator Material:**Black PA9T+30% (UL94V-0)  
**Electrical:**  
**Current Rating:**2.0Amp  
**Contact Resistance:**<=20mΩ/contact  
**Insulator Resistance:**>=1000MΩ min  
**Withstanding Vlotage:**500V AC/DC  
**Mechanical:**  
**Operating Temperature:**Gold Plated:-40°C to +105°C  
**Packing :**Tube  
**Order Code:**  
 AWHW-200-xx-RT10 :Short Latch  
 ⊗AWHW-200-xx-RT11 :Long Latch

B

B

C

C



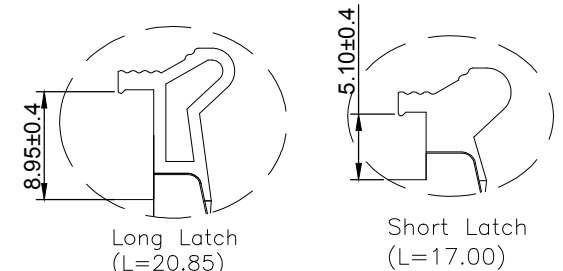
Item	Short Latch	Long Latch
L	17.00	20.85
L1	5.10	8.95
L2	9.10	12.85

D

D

E

E



F

F

**RoHS compliant**  
Unit:mm

Scale	Free					Date	Name	Customer-No.
TOLERANCE						Drawn	23.11.2017	Sunny
X.X	±0.40					Approved	25.07.2017	Winnie
X.XX	±0.25	⊗	Correct the P/N to AWHW-200-xxRT11	25.07.2018	Winnie			ASSMANN WSW-No. AWHW-200-xxRT10 AWHW-200-xxRT11
X.XXX	±0.15	⊕	Update the P/N &the latch on the drawing	25.01.2018	Winnie			Drawing-No.
DIM	TOL	⊕						<b>ASS 7836 CO</b>
Angle	±3°	⊕	Drawn	23.11.2017	Sunny			rev02
Angle	TOL	Id.	Modification	Date	Name			Replace

G

G

H

H

1 2 3 4 5 6 7