



PRODUCT CHANGE NOTIFICATION (PCN)

ISSUE DATE: 16/12/2022
MODIFICATION / REVISION DATE: 16/12/2022

AB973 DSUB CABLE

CHANGE NOTIFICATION: PCN 20221216_AB973

DESCRIPTION OF CHANGES: CHANGE OF DATA SHEET
CHANGE OF PRODUCT DESIGN
New Draw.-No. ASS_7065_CAreV02

REASON FOR CHANGE: CHANGE OF PRODUCT DIMENSIONS, TOLERANCES AND/OR PROPERTIES
CHANGE OF MATERIAL PARAMETERS OR PROPERTIES

KEY CHARACTERISTICS OF CHANGE: Details see page 3&4

PRODUCTS AFFECTED: AB973

DATE OF CHANGE AND IMPLEMENTATION: CHANGE: WEEK 52 / YEAR 2022
IMPLEMENTATION: 16/12/2022

RESPONSE: RESPONSE TO THIS NOTIFICATION IS REQUIRED

Auf dem Schüffel 1
 D-58513 Lüdenscheid
 Tel.: +49-2351 - 554-200
 Fax +49 (2351) 554-861
 info@assmann-wsw.com
 www.assmann-wsw.com

PRODUCT CHANGE NOTIFICATION (PCN)

ISSUE DATE: 16/12/2022
 MODIFICATION / REVISION DATE: 16/12/2022

AB973	OLD VERSION	AB973	NEW VERSION																																										
<p>Dimension</p>		<p>Dimension</p>																																											
BOM		BOM																																											
<table border="1"> <thead> <tr> <th>No.</th> <th>DESCRIPTION</th> <th>Q'TY</th> </tr> </thead> <tbody> <tr> <td>5</td> <td>UL1007 26AWG INSULATOR WIRE, LENGH</td> <td>25</td> </tr> <tr> <td>4</td> <td>PCB: SAK-7 ELECTRO-PLATED HOOD</td> <td>1 1SET</td> </tr> <tr> <td>3</td> <td>SCREW 4*12.5mm, #4-40,WITH PAD,ASSEMBLY TYPE</td> <td>4</td> </tr> <tr> <td>2</td> <td>DB25 MALE, GOLD FLASH ON CONTACTS, BLUE INSULATOR</td> <td>1</td> </tr> <tr> <td>1</td> <td>DB25 MALE, GOLD FLASH ON CONTACTS, BLUE INSULATOR</td> <td>1</td> </tr> </tbody> </table>		No.	DESCRIPTION	Q'TY	5	UL1007 26AWG INSULATOR WIRE, LENGH	25	4	PCB: SAK-7 ELECTRO-PLATED HOOD	1 1SET	3	SCREW 4*12.5mm, #4-40,WITH PAD,ASSEMBLY TYPE	4	2	DB25 MALE, GOLD FLASH ON CONTACTS, BLUE INSULATOR	1	1	DB25 MALE, GOLD FLASH ON CONTACTS, BLUE INSULATOR	1	<table border="1"> <thead> <tr> <th>NO.</th> <th>DESCRIPTION</th> <th>QTY</th> <th>UNIT</th> </tr> </thead> <tbody> <tr> <td>5</td> <td>UL1061 26AWG INSULATOR WIRE,</td> <td>25MIN</td> <td>PCS</td> </tr> <tr> <td>4</td> <td>PCB PVC HOOD</td> <td>1 1</td> <td>PCS SET</td> </tr> <tr> <td>3</td> <td>SCREW ,2.4*11.9mm, #4-40,WITH PAD,ASSEMBLY TYPE</td> <td>4</td> <td>PCS</td> </tr> <tr> <td>2</td> <td>DB25 MALE, GOLD FLASH ON CONTACTS, WHITE INSULATOR</td> <td>1</td> <td>PCS</td> </tr> <tr> <td>1</td> <td>DB25 MALE, GOLD FLASH ON CONTACTS, WHITE INSULATOR</td> <td>1</td> <td>PCS</td> </tr> </tbody> </table>		NO.	DESCRIPTION	QTY	UNIT	5	UL1061 26AWG INSULATOR WIRE,	25MIN	PCS	4	PCB PVC HOOD	1 1	PCS SET	3	SCREW ,2.4*11.9mm, #4-40,WITH PAD,ASSEMBLY TYPE	4	PCS	2	DB25 MALE, GOLD FLASH ON CONTACTS, WHITE INSULATOR	1	PCS	1	DB25 MALE, GOLD FLASH ON CONTACTS, WHITE INSULATOR	1	PCS
No.	DESCRIPTION	Q'TY																																											
5	UL1007 26AWG INSULATOR WIRE, LENGH	25																																											
4	PCB: SAK-7 ELECTRO-PLATED HOOD	1 1SET																																											
3	SCREW 4*12.5mm, #4-40,WITH PAD,ASSEMBLY TYPE	4																																											
2	DB25 MALE, GOLD FLASH ON CONTACTS, BLUE INSULATOR	1																																											
1	DB25 MALE, GOLD FLASH ON CONTACTS, BLUE INSULATOR	1																																											
NO.	DESCRIPTION	QTY	UNIT																																										
5	UL1061 26AWG INSULATOR WIRE,	25MIN	PCS																																										
4	PCB PVC HOOD	1 1	PCS SET																																										
3	SCREW ,2.4*11.9mm, #4-40,WITH PAD,ASSEMBLY TYPE	4	PCS																																										
2	DB25 MALE, GOLD FLASH ON CONTACTS, WHITE INSULATOR	1	PCS																																										
1	DB25 MALE, GOLD FLASH ON CONTACTS, WHITE INSULATOR	1	PCS																																										
FOR DETAIL, PLEASE TAKE ATTACHED NEW DRAWING: FOR REFERENCE																																													

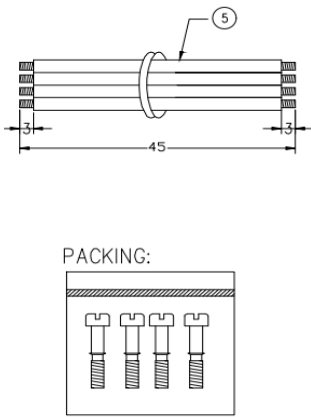

PCN REVISION HISTORY:

DATE OF REVISION: 16/12/2022

REVISION NUMBER: 00

PRODUCT CHANGE NOTIFICATION (PCN)

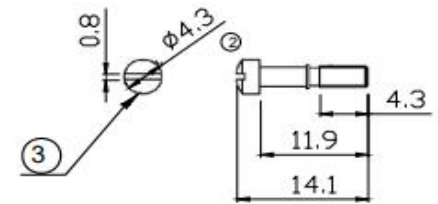
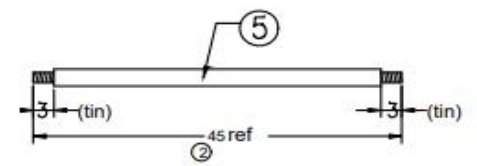
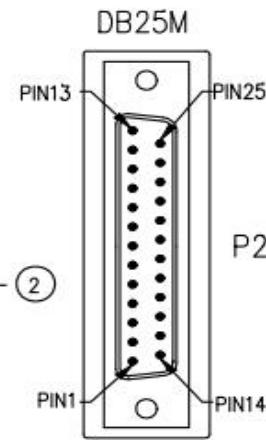
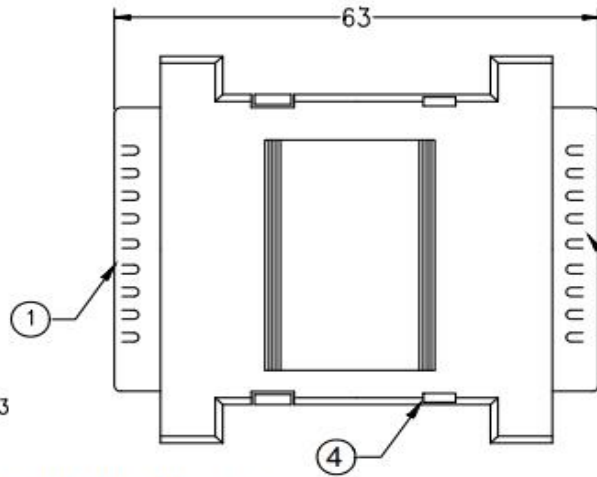
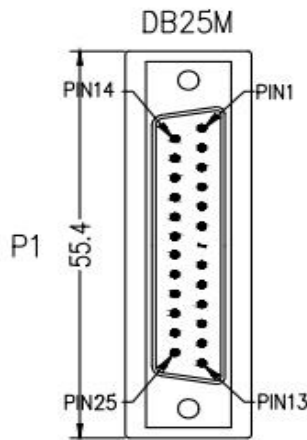
ISSUE DATE: 16/12/2022
MODIFICATION / REVISION DATE: 16/12/2022

AB973 OLD VERSION	AB973 NEW VERSION
<p>PACKING</p> 	<p>PACKING</p> <p>Components inside the PE bag:</p> 
<p>FOR DETAIL, PLEASE TAKE ATTACHED NEW DRAWING: FOR REFERENCE</p>	

PCN REVISION HISTORY:

DATE OF REVISION: 16/12/2022

REVISION NUMBER: 00



③ Components inside the PE bag:



NO.	DESCRIPTION	QTY	UNIT
⑤	UL1061 26AWG INSULATOR WIRE,	25MIN	PCS
④	PCB PVC HOOD	1	PCS SET
③	SCREW 2.4*11.9mm, #4-40, WITH PAD, ASSEMBLY TYPE	4	PCS
②	DB25 MALE, GOLD FLASH ON CONTACTS, WHITE INSULATOR	1	PCS
①	DB25 MALE, GOLD FLASH ON CONTACTS, WHITE INSULATOR	1	PCS

RoHS compliant
Unit: mm

Scale	FREE					Date	Name	Customer-No.
TOLERANCE						Drawn	11.02.2014	Ray
X.	±1.0					Approved	16.12.2022	Daniel
X.X	±0.3							
		③	Update dimension and packing	16.12.2022	Daniel			
DIM	TOL	①	Update	14.05.2020	Winnie			
Angle	±0.5	②	Drawn	11.02.2014	Ray			
		Id.	Modification	Date	Name			

ASSMANN
WSW components

ASSMANN WSW-No. AB973	
Drawing-No. ASS 7065 CA	rev02
Replace	Sheet 1 / 1